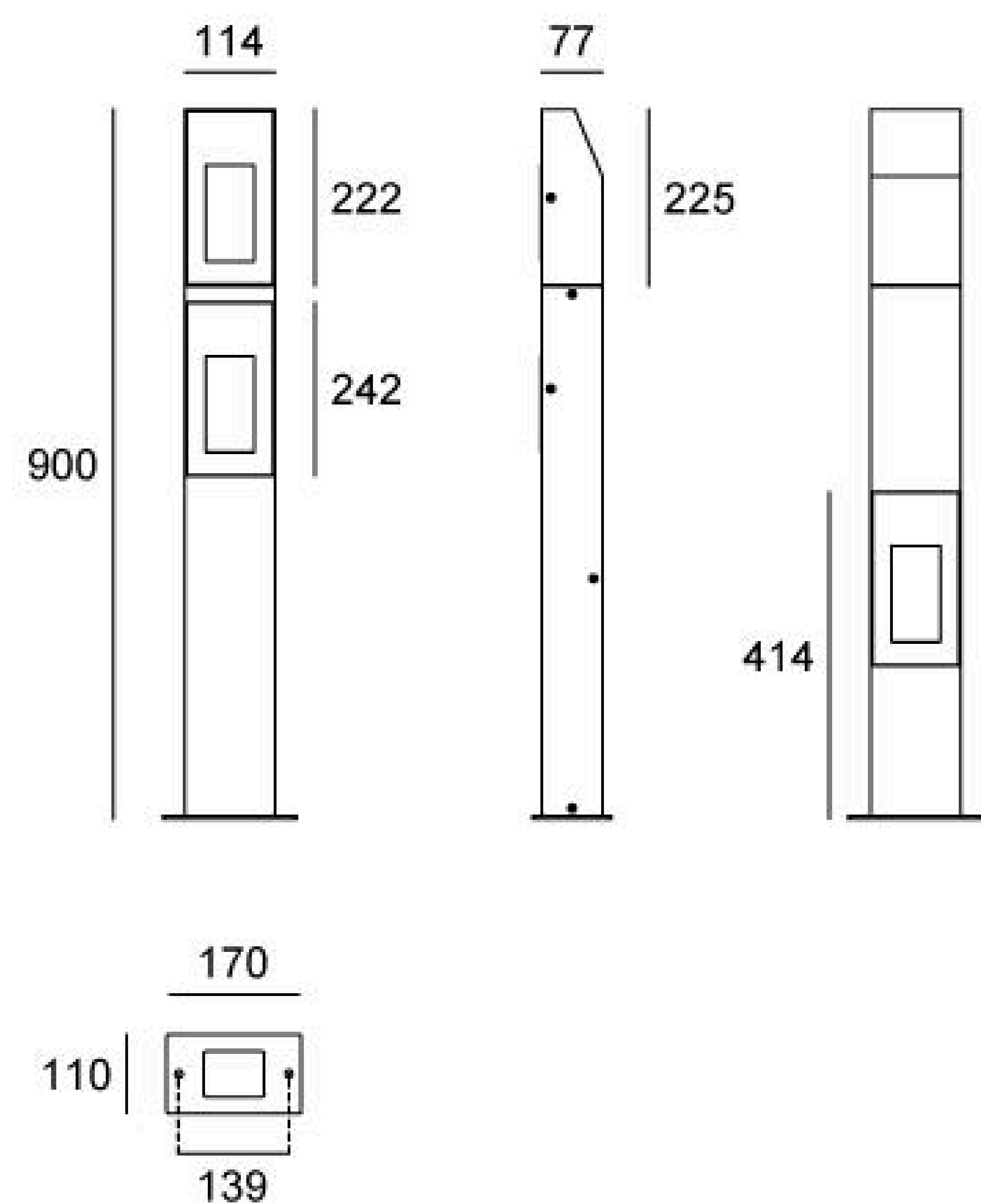


09EBB0329

Height (mm)	900
Light Source	3×12W
Selected Degree (°)θ1/2	60°
Input Voltage (V)	AC 240
Operating Current (MA)	240V=198
Consumption (W)	240V=45
Luminance (LM)	WWW=3x550
IK	05

Linear Drawing



Unit: mm

Specification

Housing	12# Die-casting aluminum finishing or powder painting. T=60-80µm. Adhesion of ISO class 1/ASTM class 4B
Light Window	Tempered Glass
Gasket	Tooling shaped seal
LED Type	COB
Operating Temperature	-20°C~40°C
LED Driver	Built in on/off driver
Power Cable	Outside of luminaire (Without waterstopper) Outside of luminaire H05RN-F 3×1.0mm² L=0.3m



Painting Color


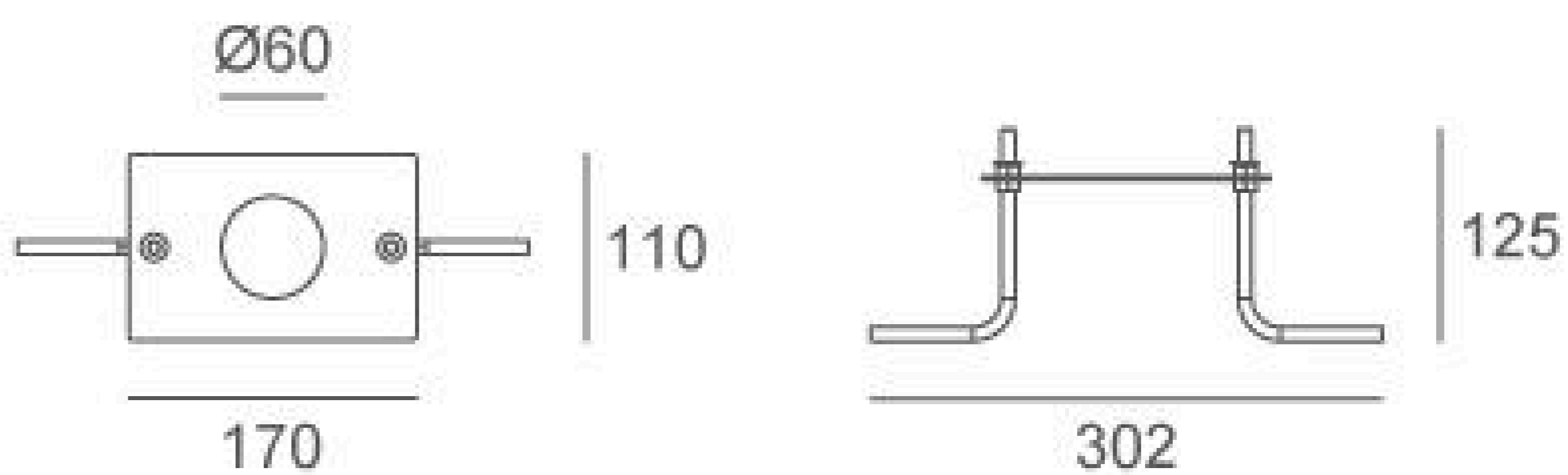
Primary



Secondary



Base Options

Screw Base	Inground Base (Option)
<p>Flange base secures the fixture with screws, directly locking from surface.</p> 	<p>JC3004</p> 

Model D (Two Front One Back)

