


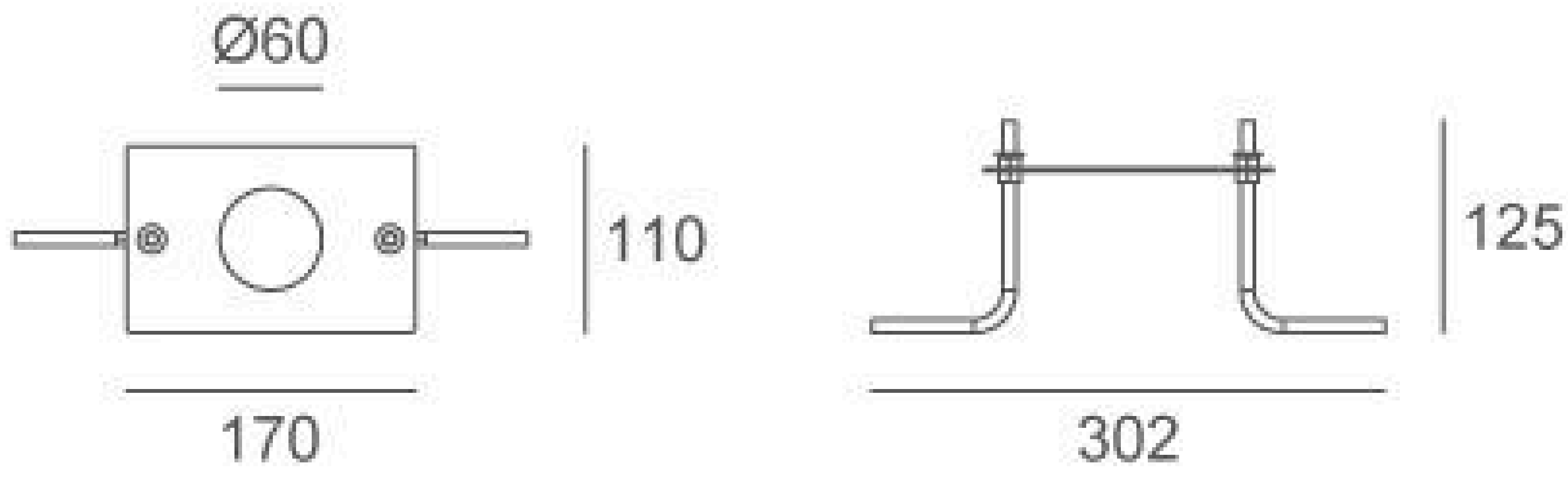
# 09BZMC0854

|                         |                  |
|-------------------------|------------------|
| Height (mm)             | 1000             |
| Light Source            | 8x2.4W           |
| Selected Degree (°)θ1/2 | 80° x 37°        |
| Input Voltage (V)       | DC 24 AC 240     |
| Operating Current (MA)  | 24V=916 240V=100 |
| Consumption (W)         | 24V=22 240V=22   |
| Luminance (LM)          | WW=1000          |
| IK                      | 05               |

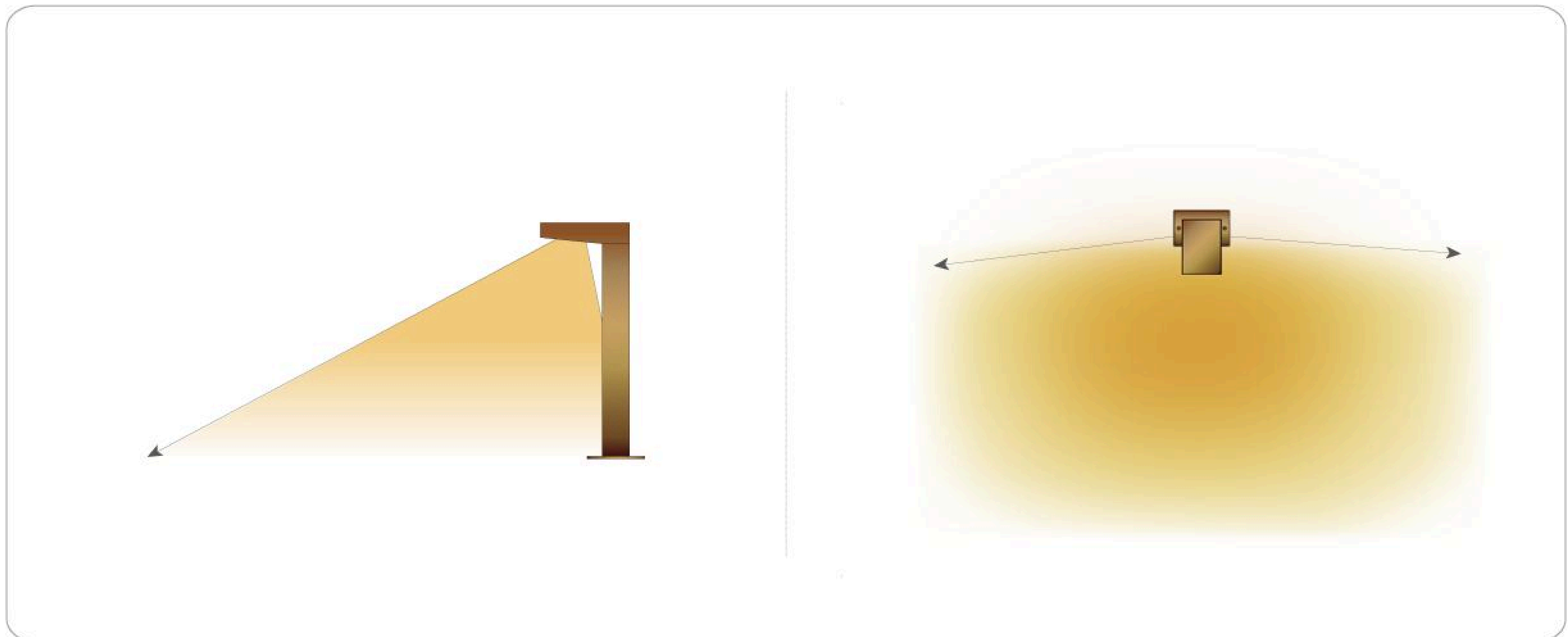
## Specification

|                       |   |
|-----------------------|---|
| Housing               | 12# Die-casting aluminum with powder painting<br>T=60-80µm. Adhesion of ISO class 1/ASTM class 4B |
| Light Window          | PC  |
| Gasket                | Silicon Robber Molding Sharped Seal   |
| LED Type              | SMD   |
| Operating Temperature | -20°C~40°C  |
| LED Driver            | Built in on/off driver  |
| Power cable           | Outside of luminaire (Without waterstopper)<br>240V: H05RN-F 3x1.0mm², L=0.5m                     |

## Base Options

| Screw Base   | Inground Base (Option)  |
|--|---|
| <p>Flange base secures the fixture with screws, directly locking from surface.</p>  | <p>JC3004</p>  |

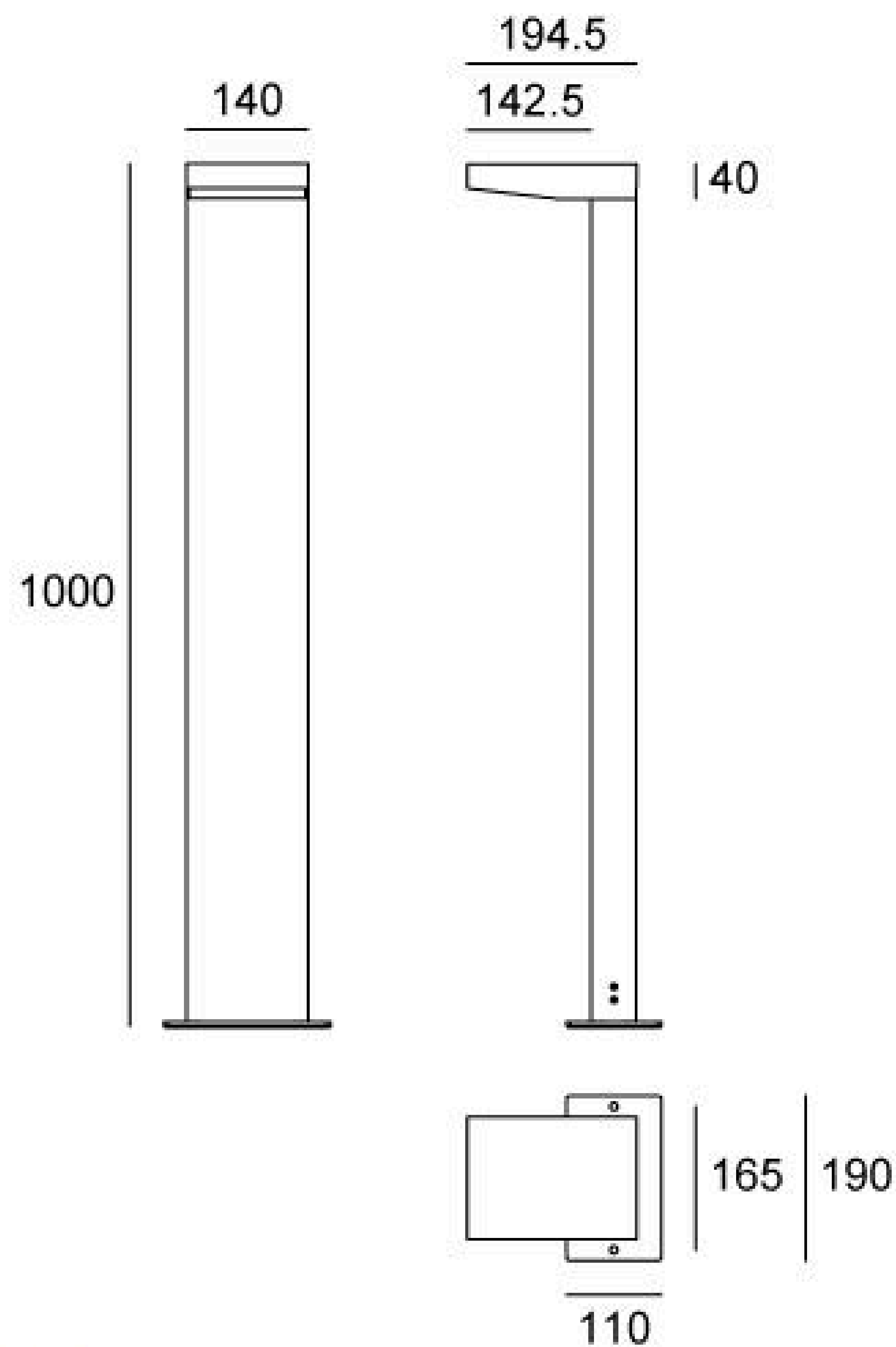
## Beam Demo



Side-View

Down-View

## Linear Drawing



Unit: mm

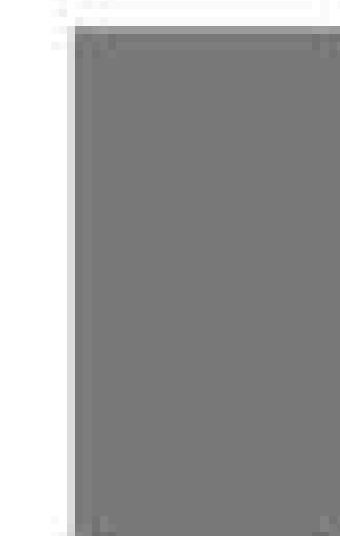
## Painting Color

### Primary




Sanded Black  
RAL 9005

### Secondary



Sanded Dark Grey  
KAP 7037



Sanded Bronze  
KAP 7008