

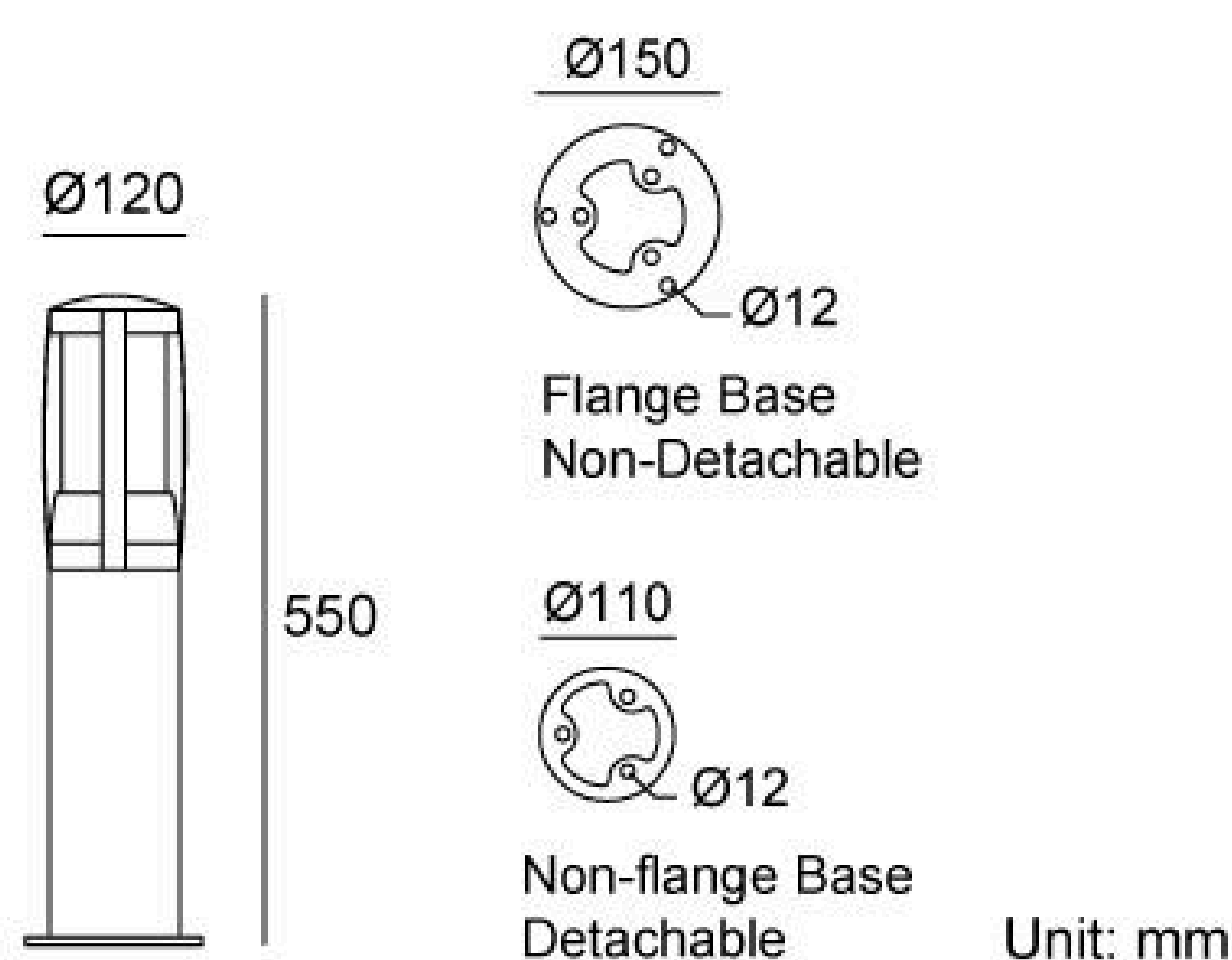
# 09ARMD8434A

Height (mm)	550
Light Source	84x0.1W
Input Voltage (V)	DC 24 AC 120 240
Operating Current (MA)	24V=415 120V=79 240V=43
Consumption (W)	24V=10 120V=9.4 240V=9.6
Luminance (LM)	WW=497
IK	05

## Specification


Housing	12# Die-casting aluminum powder coated. T=60-80µm Adhesion of ISO class 1/ASTM class 4B
Light Window	PMMA
LED Type	SMD
LED Driver	Built in on/off driver
Operating Temperature	-20°C~40°C
Power Cable	Outside of luminaire (Without waterstopper) 24V: H05RN-F 2×1.0mm², L=0.5m 120V/240V: H05RN-F 3×1.0mm², L=0.5m
Base	Flange base
Dimming Support	External DALI supported TRIAC,0-10V, PWM via external driver on request

## Linear Drawing



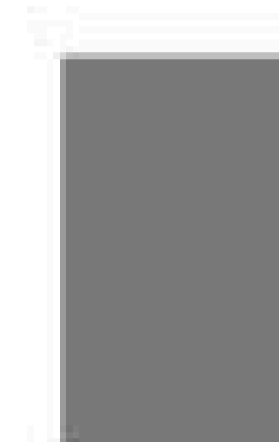
## Painting Color

### Primary




Sanded Black  
RAL 9005

### Secondary




Sanded Dark Grey  
KAP 7037



Sanded Bronze  
KAP 7008

## Modular Light Source and Power with IP-66



## Base Options

Source Mounting Base	Inground Base (Optional)	Ground Anchor Base (Optional)
<p>Type A Flange Base Non-Detachable</p>	<p>JC3001</p>	<p>22A</p> <p>Installation steps (Optional)</p>
<p>Type B Non-flange Base Detachable</p>	<p>JC3002</p>	<p>25A</p> <p>Installation steps (Optional)</p>

## Photometric

