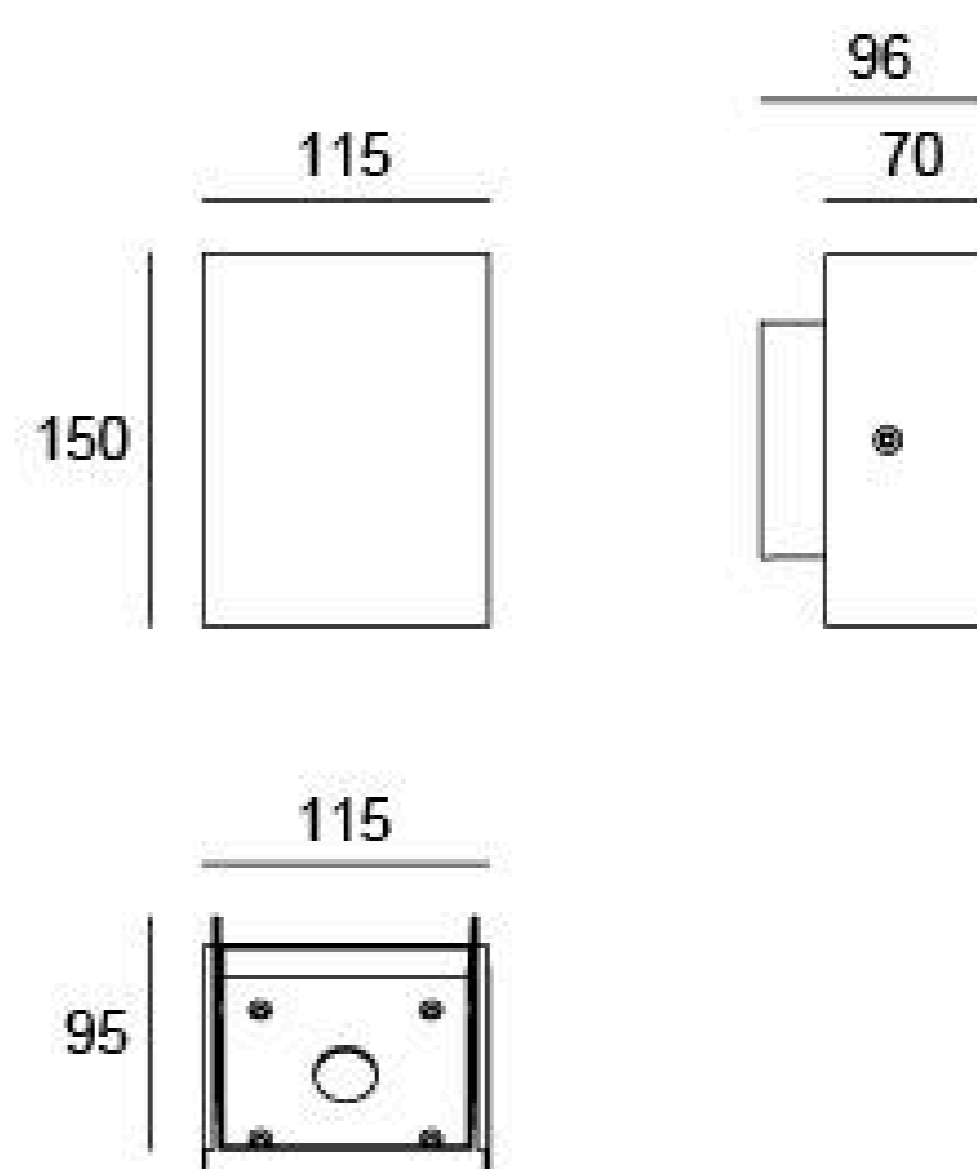


07KBE1ED0856 (ONE SIDE)

Light Source	8x1W
Selected Degree (°)θ1/2	83° x 72°
Input Voltage (V)	AC 240
Operating Current (MA)	240V=50
Consumption (W)	240V=10.7
Luminance (LM)	WW=636
IK	05

Linear Drawing



Unit: mm

Specification

Housing	12# Die-casting aluminum powder painting T=60-80µm. Adhesion of ISO class 1/ASTM class 4B
Glass	Tempered frosted glass T=3mm
Gasket	Waterproof silicone gasket
Driver	Built in on/off driver
LED Type	SMD
Operating Temperature	-20°C-40°C
Power Cable	Outside of luminaire (Without waterstopper) 240V: H05RN-F 3×1.0mm ² , L=0.3m
Dimming Support	External DALI supported TRIAC, 0-10V, PWM via external driver on request

Painting Color

Primary



Sanded Dark Grey
KAP 7037


Secondary




Sanded Black
RAL 9005



Smoke Grey
KAP 7043



Sanded Bronze
KAP 7008



Sanded White
RAL 9003

Diagram of Instruction

