

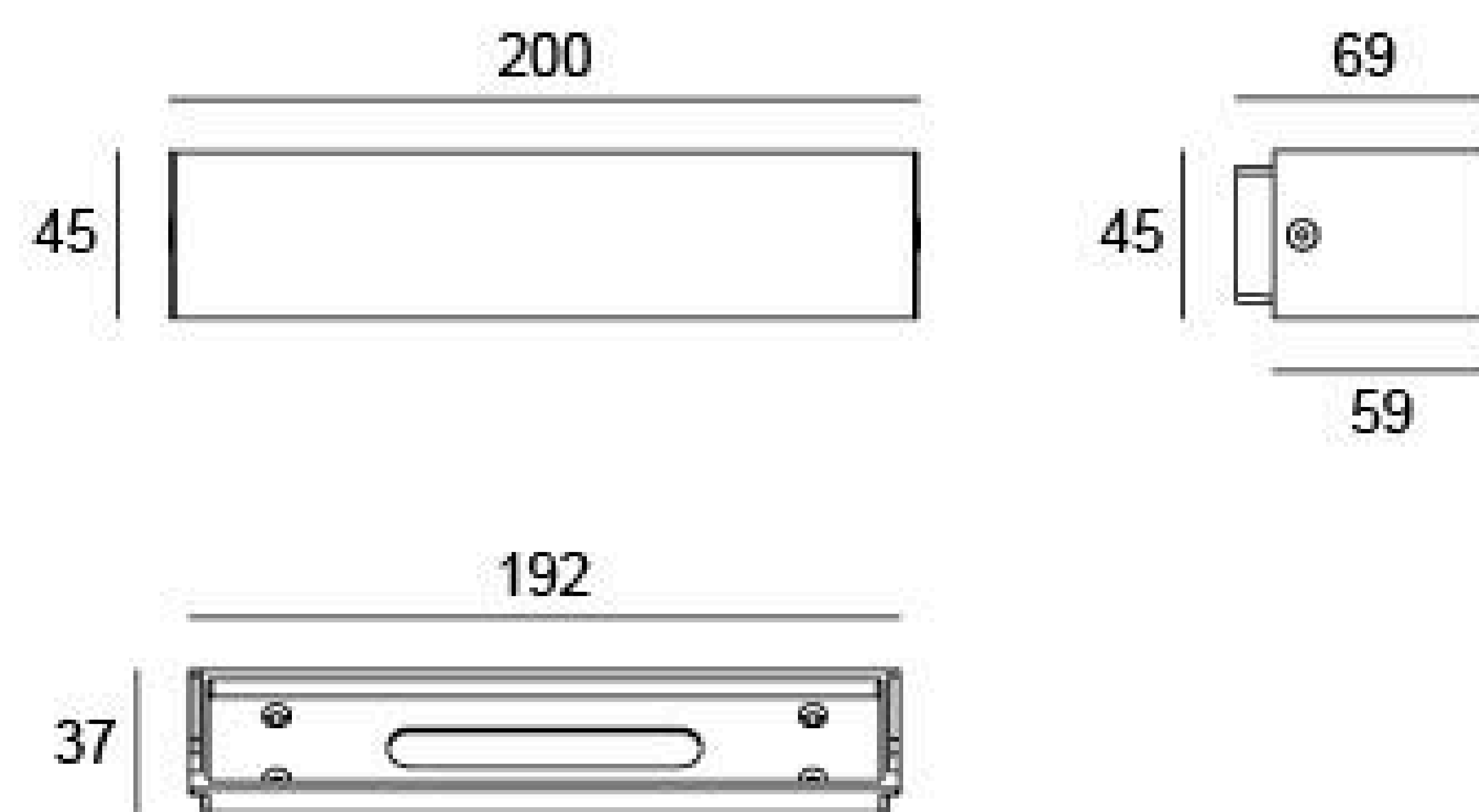
07HXD2833 (ONE SIDE)

Light Source	28x0.2W
Selected Degree (°)θ1/2	87° x 60°
Input Voltage (V)	DC 24 AC 240
Operating Current (MA)	24V=212 240V=30
Consumption (W)	24V/240V=7
Luminance (LM)	WW=300
IK	03

Specification

Housing	12# Die-casting aluminum finishing or powder Painting T=60-80µm.Adhesion of ISO class 1/ASTM class 4B
Glass	Tempered frosted glass T=3mm
Gasket	Waterproof silicone gasket
LED Type	SMD
Driver	Built in on/off driver
Operating Temperature	-30°C-40°C
Power Cable	Outside of luminaire (Without waterstopper) 24V: H05RN-F 2×1.0mm², L=0.3m 240V: H05RN-F 3×1.0mm², L=0.3m

Linear Drawing



Unit: mm

Painting Color






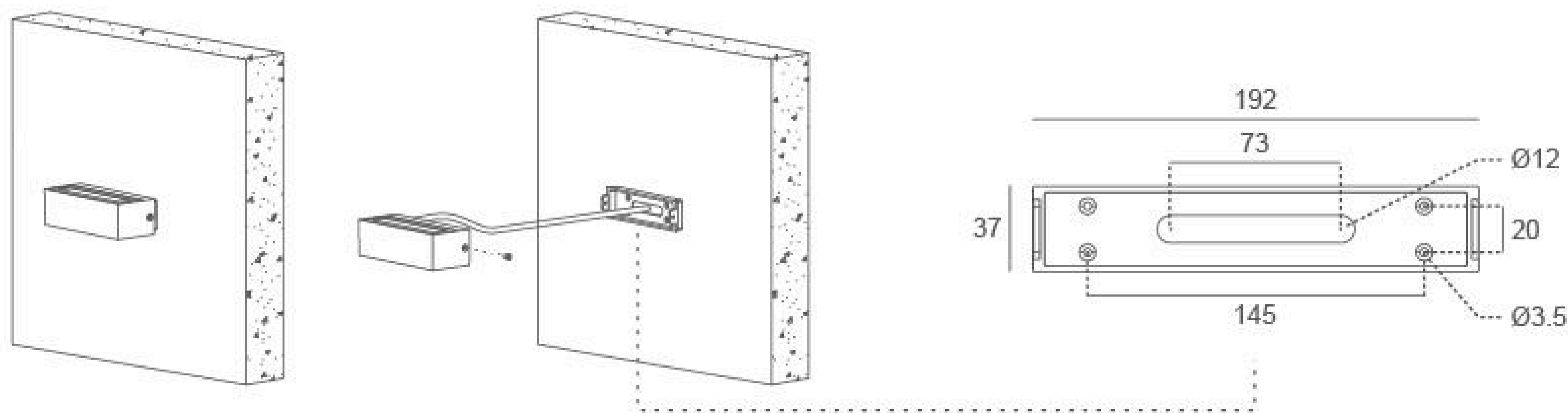
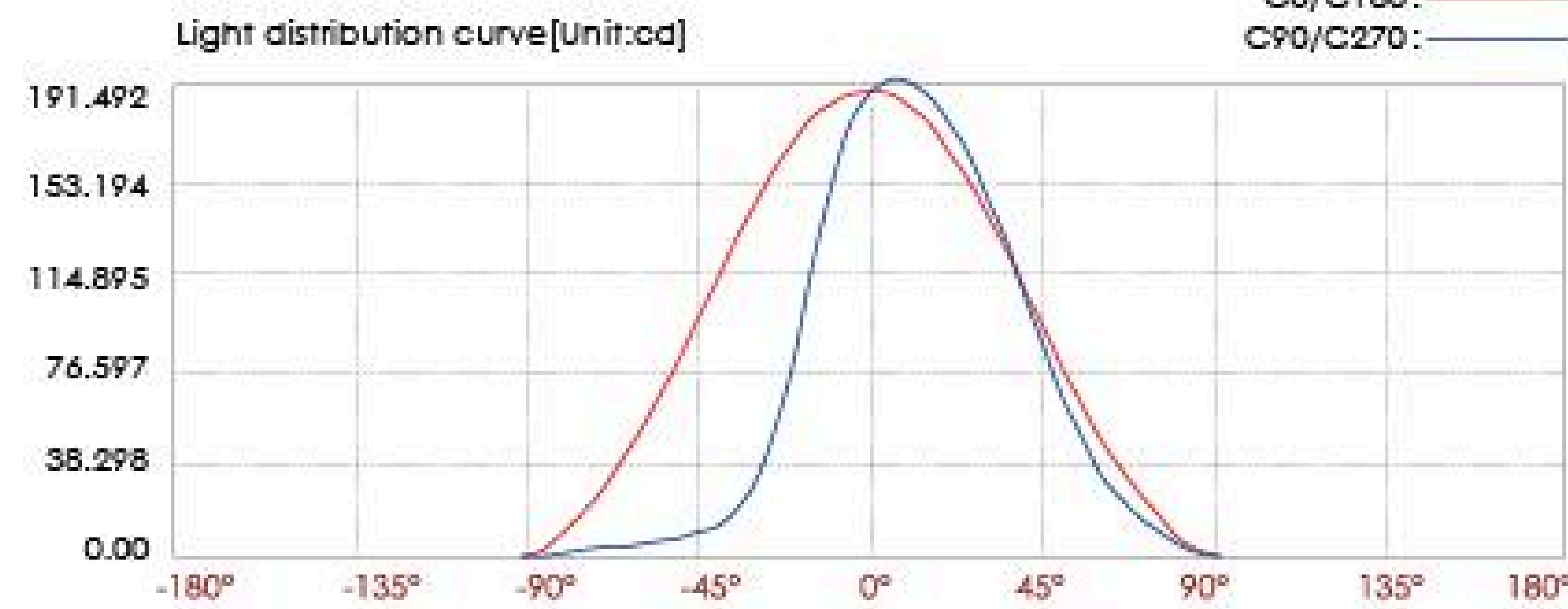
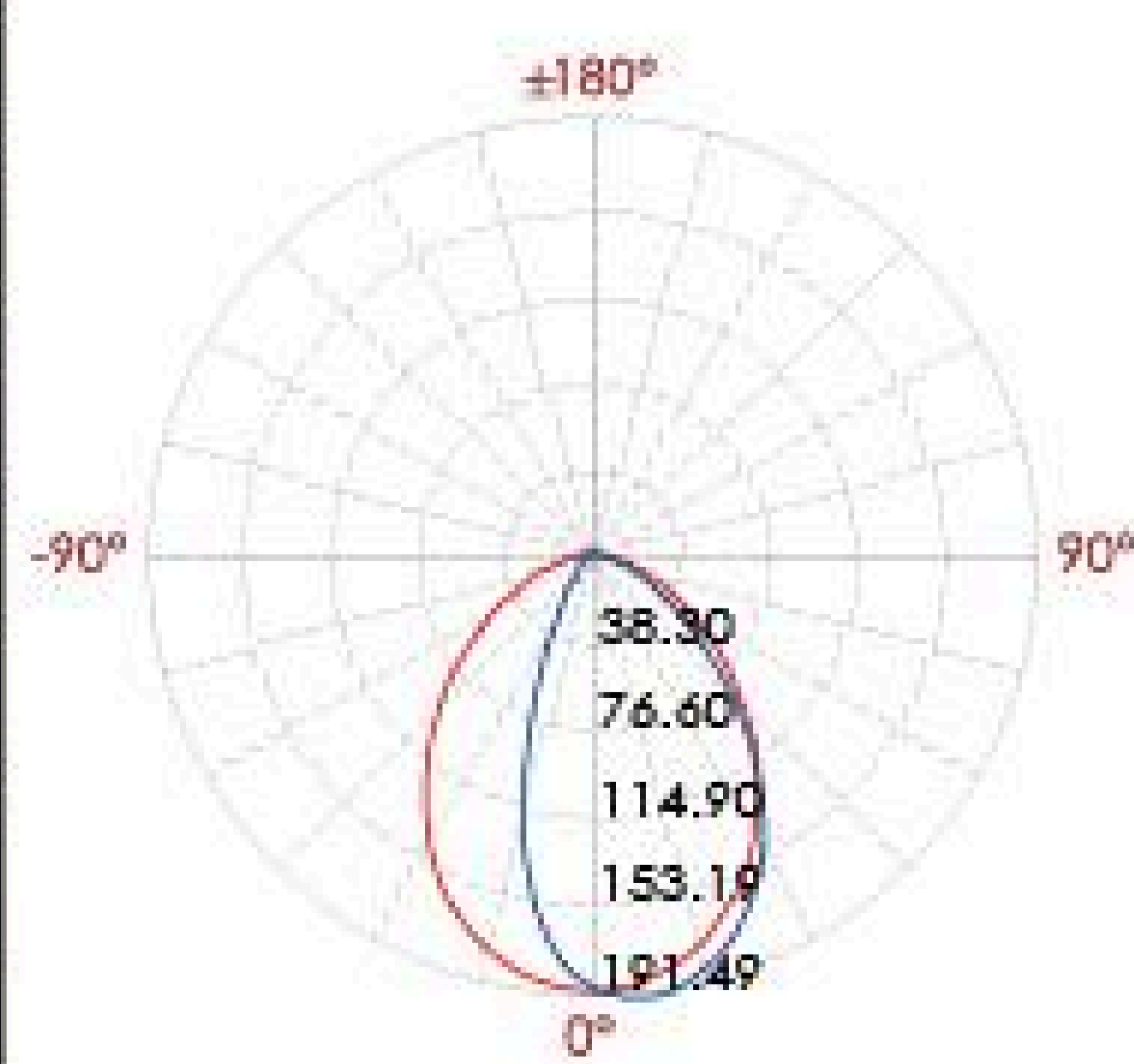
Primary	 Sanded Dark Grey KAP 7037
Secondary	 Sanded Black RAL 9005
 Smoke Grey KAP 7043	
 Sanded Bronze KAP 7008	
 Sanded White RAL 9003	

Diagram of Instruction



Photometric

12m	1.30 LUX
11m	
10m	1.87 LUX
9m	
8m	2.93 LUX
7m	
6m	5.20 LUX
5m	
4m	11.70 LUX
3m	
2m	46.81 LUX
1m	



Center beam LUX	Beam width V	Beam width H
2m 46.81 LUX	3.8m	2.3m
4m 11.70 LUX	7.7m	4.6m
6m 5.20 LUX	11.5m	6.9m
8m 2.93 LUX	15.4m	9.2m
10m 1.87 LUX	19.2m	11.5m
12m 1.30 LUX	23.1m	13.8m

Ver.3pread:87.9 Horiz.3pread:59.7