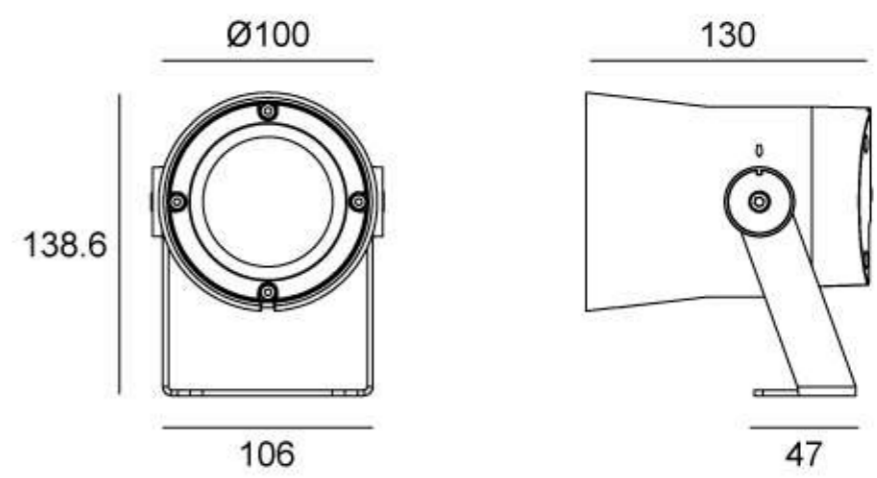


03CTUB0169

Light Source	1x18W
Lens	B76
Selected Degree (°)θ1/2	20°
Input Voltage (V)	DC 24 AC 240
Operating Current (MA)	24V=875 240V=89
Consumption (W)	24V=21 240V=20
Luminance (LM)	WW=1830
IK	07

Linear Drawing



Unit: mm

Specification

Housing	12# Die-casting aluminum finishing or powder Painting T=60-80µm.Adhesion of ISO class 1/ASTM class 4B
Light Window	Glass T=3mm
Gasket	Tooling shaped seal
Cable Gland	IP68 PG9 PA66
LED Type	COB
Driver	Built in on/off driver
Operating Temperature	-20°C~40°C
Power Cable	Outside of luminaire (Without waterstopper) 24V: H05RN-F 2×1.0mm ² , L= 2m 240V: H05RN-F 3×1.0mm ² , L= 2m
Dimming Support	External DALI supported TRIAC,0-10V, PWM via external driver on request

Lens (Item Code)

Referenced Degree(°)θ1/2



B76

15° 20° 35° 50°

Painting Color

Primary



Sanded Black
RAL 9005

Secondary



Sanded Dark Grey
KAP 7037



Sanded Bronze
KAP 7008



Sanded White
RAL 9003

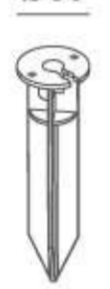
Optional (Accessories)

Spike PC/ABS alloys



18A

Ø60



230

Stainless steel



12A

Ø60



210

Anti Glare Louver(Option)



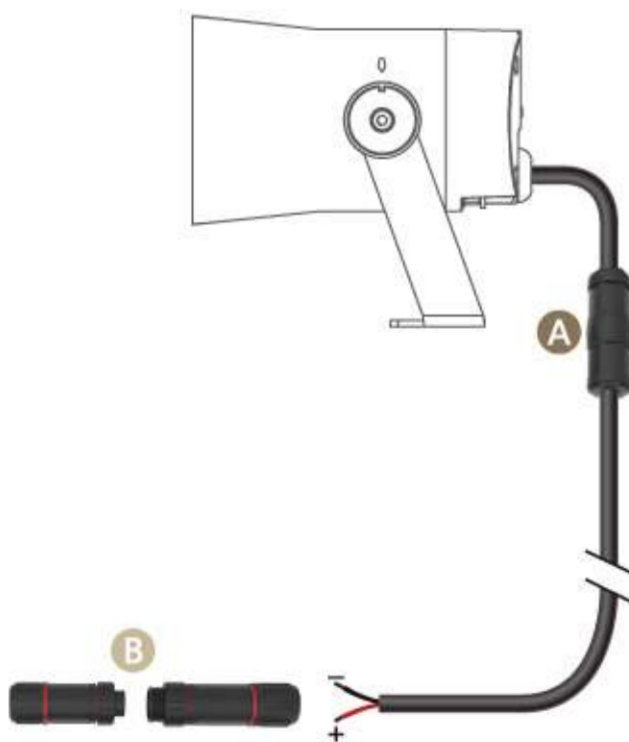
Mh069

68.6



68.6

Diagram of Instruction



A Water stopper(Included)

The luminaires produce high temperatures during use, which can create negative pressure upon power-off, drawing water vapor through the power cable.

Therefore, it is essential for the device to prevent water vapor ingress with waterstopper.

B IP67 Jiffy quick plug/socket connector(Option)

Along with water-stopper, this optional accessory acts as a fail-safe device for preventing vapor getting into the fixture via power cable.

It is the also the most IP-rating securing device for wiring.

