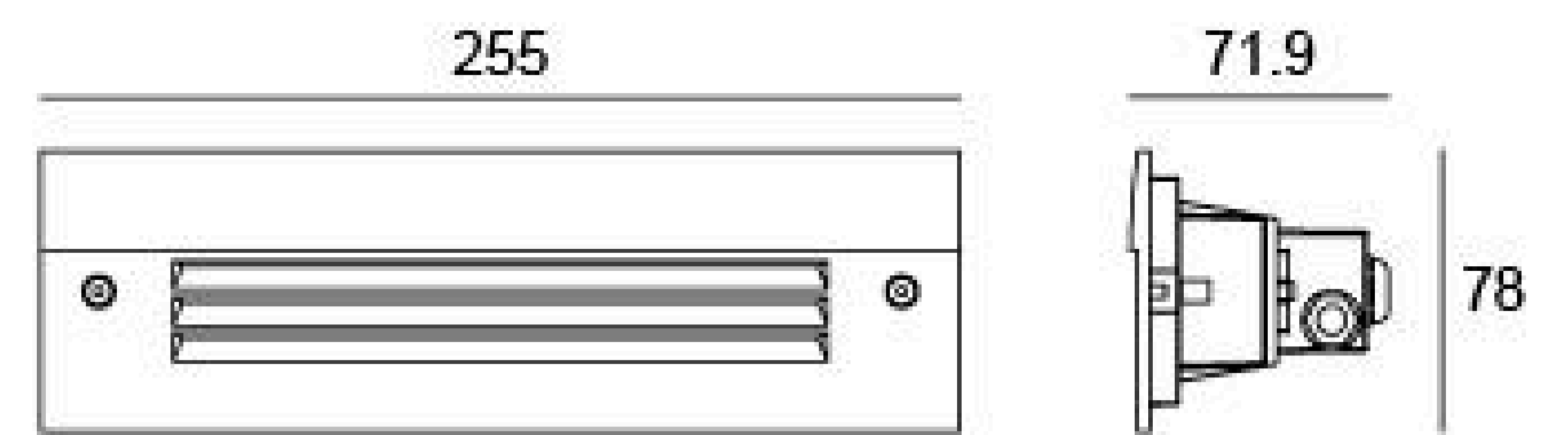


01BQD4232

Light Source	42x0.09W
Lens	N/A
Selected Degree (°)θ1/2	N/A
Input Voltage (V)	DC 24 AC 240
Operating Current (MA)	24V=220 240V=30
Consumption (W)	24V=5.3 240V=6.5
Luminance (LM)	CW=53 WW=47.7
IK	09

Linear Drawing




Unit: mm

Specification

Housing	12# Die-casting RAL9005 powder coated aluminum T=60-80um.Adhesion of ISO class 1/ASTM class 4B
Light Window	UV stop & flame resistant PC
Gasket	Waterproof silicone gasket
Cable Gland	IP67
LED Type	SMD
Driver	Built in on/off driver
Recessed Sleeve	Material SUS 202#
Operating Temperature	-20°C~40°C
Power Cable	Outside of luminaire (Without waterstopper) DC power: H05RN-F 2×1.0mm ² , L=0.5m(24V) AC power: H05RN-F 3×1.0mm ² , L=0.5m(240V)
Dimming Support	External DALI supported TRIAC,0-10V, PWM via external driver on request


Painting Color

Primary



Sanded Black
RAL 9005

Secondary



Sanded Dark Grey
KAP 7037



Sanded White
RAL 9003

Sleeve



Sleeve 227#

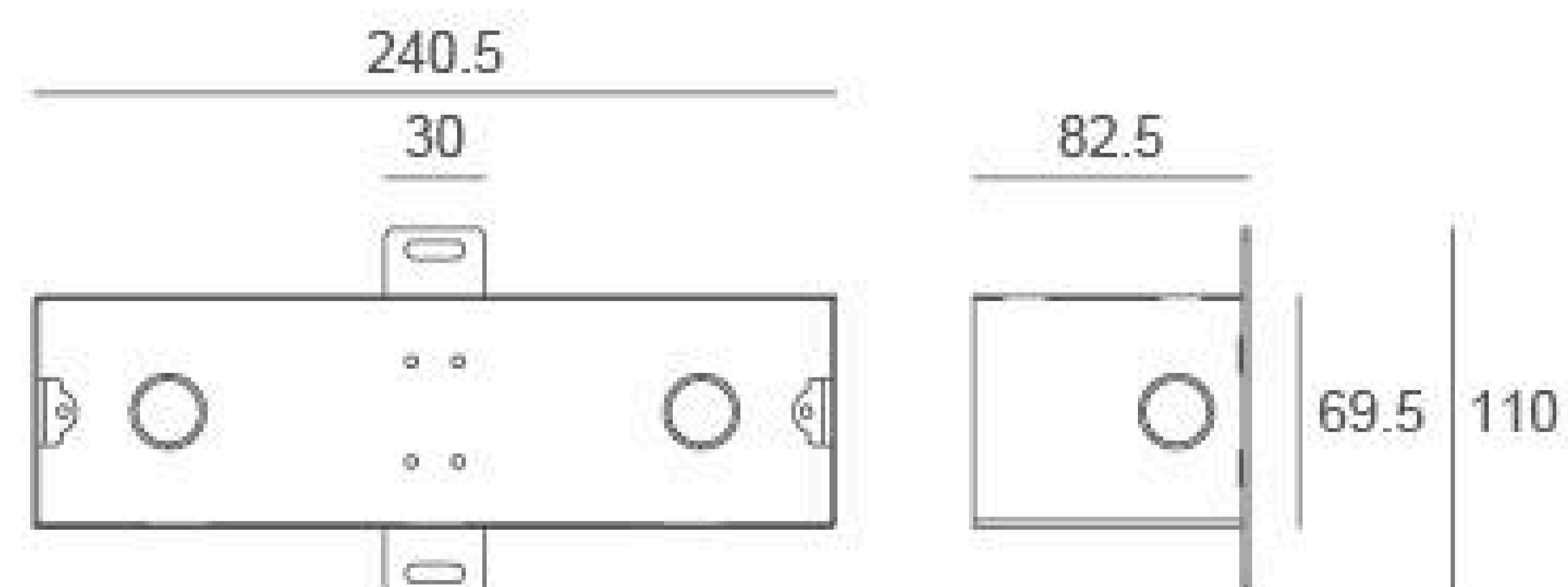


Diagram Of Instruction

